



NURSERY

1)

Match the fruits

A matching game interface with a grey header bar containing the text 'Match the fruits'. On the left side, there is a vertical list of five fruit icons: a red apple, a yellow banana, a red strawberry, a green and dark green striped watermelon, and an orange. On the right side, there is another vertical list of five fruit icons: a yellow banana, a green and dark green striped watermelon, a red apple, an orange, and a red strawberry. A white arrow icon is on the top left, and three white dots are on the top right.

2) Join the dots.



3)



I am **RED**













Color me **RED**)

Color these things **RED**



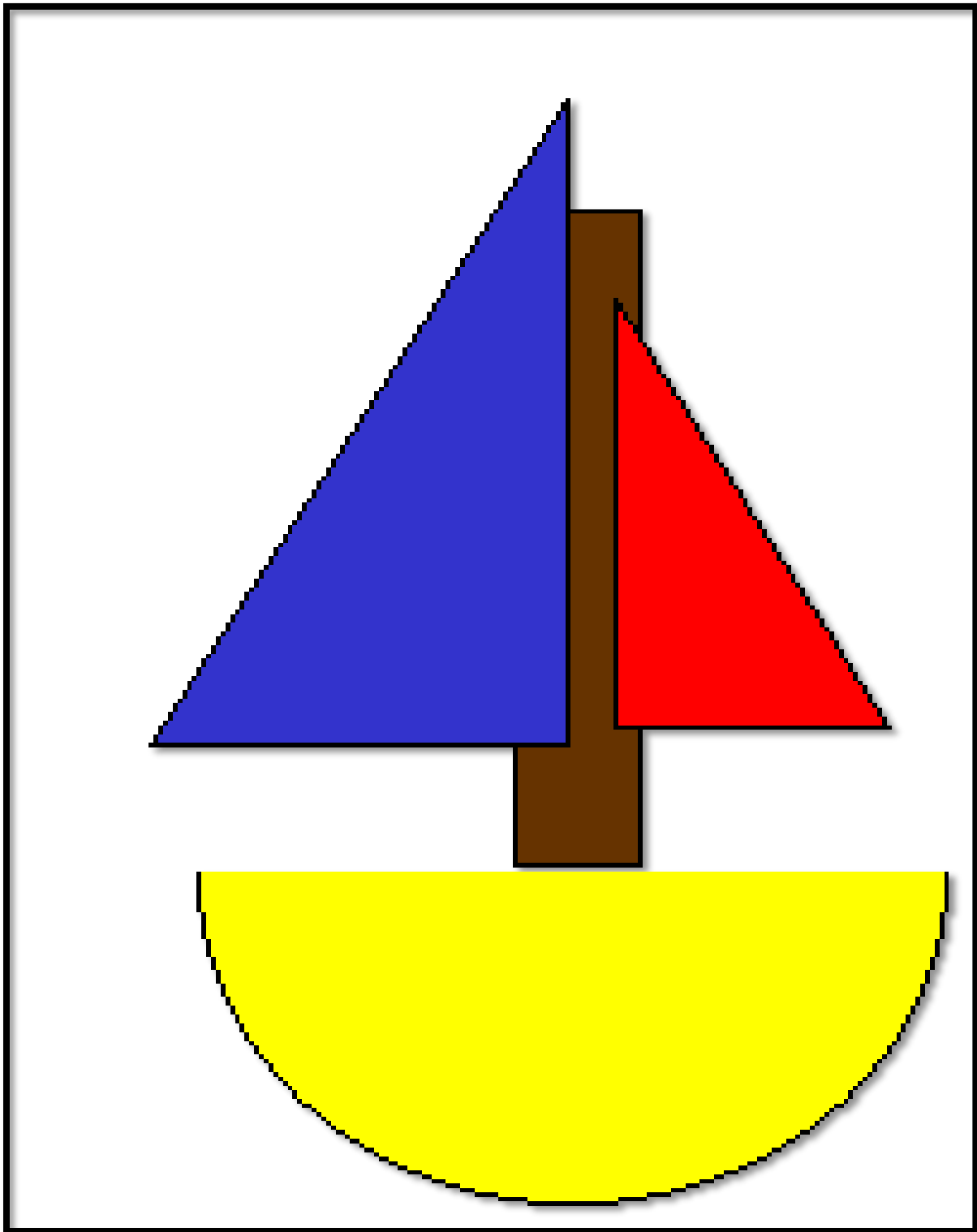
4) Trace the lines.

	-----	
	-----	
	-----	
	-----	
	-----	

5) Do this craft in notebook.



5) Do this craft in notebook.



7) Use different textured material and make my family on colour A4 size paper.

(Image is for reference)



8) Learn these rhymes

English * Wheels on the bus

* Johny-johny

9) हिंदी- * हाथीराजा

* ऊपरपंखाचलताहै।

ENJOY YOUR HOLIDAY

